



SWARNA BHARATHI INSTITUTE OF SCIENCE & TECHNOLOGY (SBIT)

(Approved by AICTE, Govt. of Telangana & Affiliated to JNTUH, Hyd & TSSBTET, Hyd)

H.NO. 5-7-200 / 12, PAKABANDA STREET, KHAMMAM - 507 002, TELANGANA

☎8712112331, 8712712331, Email : sbitengg@gmail.com, website : www.sbit.ac.in



Action Taken Report 2019-20

Stake Holders	Feedback	Action Taken
Students	Around 34.20% of the students Excellent with the present curriculum, 21.80% of the students agreed with the curriculum is very good and 28.73% of the students says that the curriculum is good, 12.33% of the students says that the curriculum is fair, 2.93% of the students says that the curriculum is poor	Training program arranged for Aptitude & Reasoning
	Students are requested to conduct remedial classes for failed subjects	HOD's are requested to conduct remedial classes for failed students
Teachers	Around 56.39% of the Teachers Excellent with the present curriculum, 31.58% of the teachers agreed with the curriculum is very good and 9.77% of the teachers are given as good, 2.26% of the teachers given as fair	---
Employer's	Employer's strongly agree with the curriculum and were of the opinion that the courses like advanced java, etc. need to be taught to the students	We have arranged 30 hours training programs on Python, Java, Aws, etc. for updating the students to meet Employment opportunities
Alumni	Around 83% of the Alumni students strongly agree with the present curriculum, 17% of the Alumni students Expressed their opinion on present curriculum as neutral and they advised students to focus on coding and communication skills	---

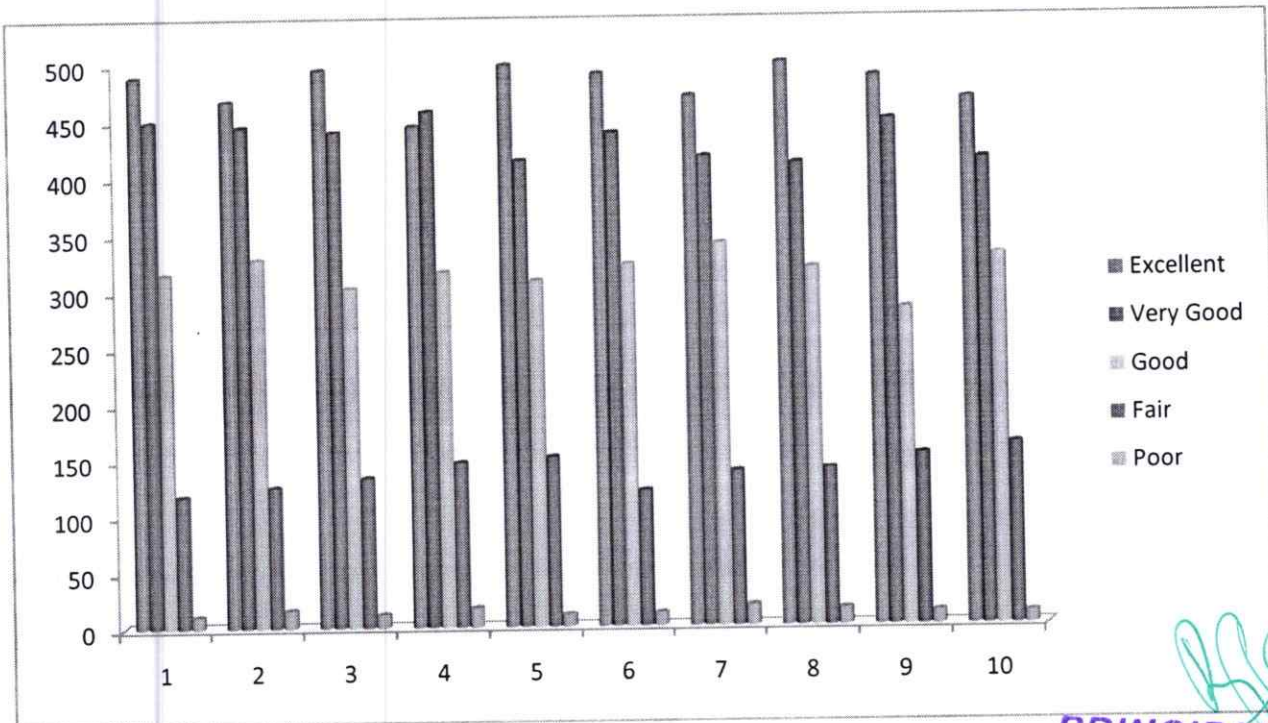

PRINCIPAL
SWARNA BHARATHI INSTITUTE
OF SCIENCE & TECHNOLOGY
KHAMMAM



**SWARNA BHARATHI
INSTITUTE OF SCIENCE & TECHNOLOGY (SBIT)**
H. No. 5-7-200/12, PAKABANDA STREET, KHAMMAM – 507002;

STUDENT FEEDBACK ON FACILITIES 2019-20

S.NO	Particular	Excellent	Very Good	Good	Fair	Poor
1	Convenience of College Schedule (Time Table)	487	448	314	117	11
2	Library and Laboratory Facilities	466	443	327	125	16
3	Classroom & Campus :cleanliness	493	438	301	133	12
4	Availability of Drinking Water and Toilets	443	456	315	146	17
5	Sports and Functioning of NSS	496	412	307	151	11
6	Functioning of Placement cell	488	436	321	120	12
7	Mechanism to redress the grievances of students	468	415	339	137	18
8	Canteen and Parking Facilities	497	409	317	139	15
9	Mechanism for Preventing Ragging	485	447	281	152	12
10	Overall experience of SwarnaBharathi instituteof Science & Technology	465	412	328	161	11




PRINCIPAL
SWARNA BHARATHI INSTITUTE
OF SCIENCE & TECHNOLOGY
KHAMMAM



STUDENTS FEEDBACK FORM ON TEACHERS 2019-20

Name of the Department :EEE

Date: 01-8-19

Class : II-EEE

Year & Sem :II&I

For each item please indicate your level of satisfaction with the following statement by choosing a section between 1 and 5

1-POOR 2-AVERAGE 3-GOOD 4-VERY GOOD 5-EXCELLENT

TEACHING LEARNING					
	PSOC	FACTS	DSP	PSD	DCS
1. Knowledge and concepts of teachers	4	5	5	4	5
2. Preparation of teacher for class	5	5	5	5	5
3. Depth of topics covered by faculty	5	4	5	4	4
4. Communication skills of faculty	5	4	5	4	4
5. Doubt solving by faculty	5	5	5	4	4
6. Punctuality to classwork by faculty	4	4	4	4	4
7. Regularity of faculty in taking classes	5	4	5	5	5
8. Syllabus completion in time	4	4	4	5	5
9. Attitude & Behavior of faculty with student	5	5	4	4	5
Comments/Suggestions:					

PSOC-Mr.R.SANDEEP
FACTS-Mr D.SURESH
DSP-Mr D.VEERANNA
PSD-Mr.B.NARESH
DCS-MrY.SANTHOSH

PRINCIPAL
SWARNA BHARATHI INSTITUTE
OF SCIENCE & TECHNOLOGY
KHAMMAM

Thank you for your valuable feed back!!

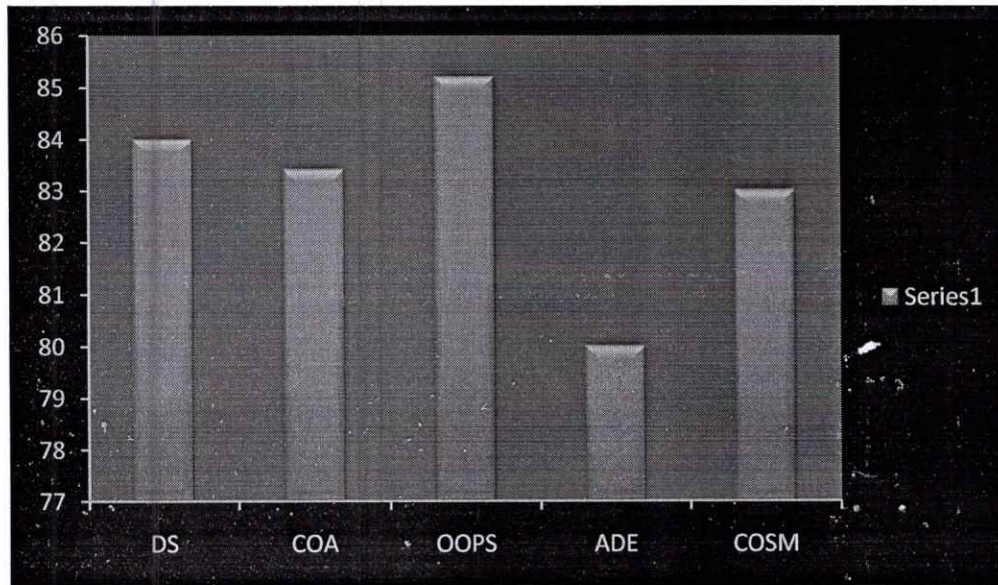


**SWARNA BHARATHI
INSTITUTE OF SCIENCE & TECHNOLOGY (S B I T)**
H. No. 5-7-200/12, PAKABANDA STREET, KHAMMAM – 507002;

ODD SEM

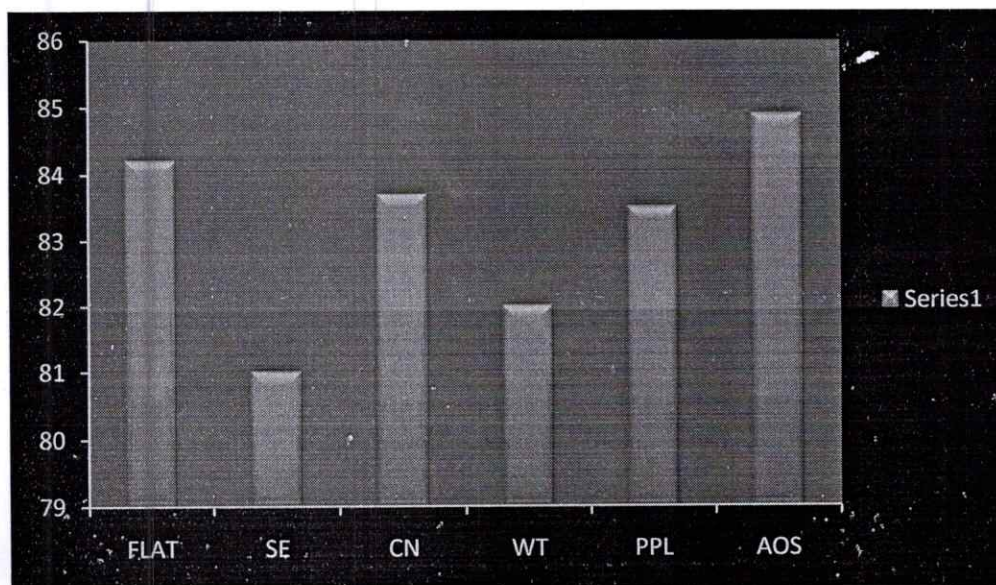
II CSE

SUBJECT	DS	COA	OOPS	ADE	COSM
AVERAGE	84	83.4	85.2	80	83



III CSE

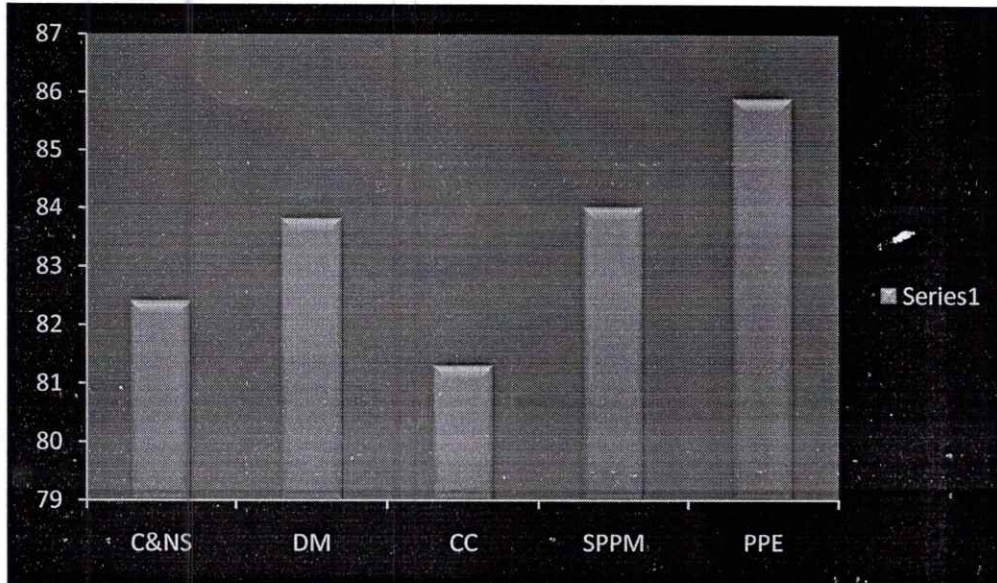
SUBJECT	FLAT	SE	CN	WT	PPL	AOS
AVERAGE	84.2	81	83.7	82	83.5	84.9



PRINCIPAL
SWARNA BHARATHI INSTITUTE OF SCIENCE & TECHNOLOGY
KHAMMAM

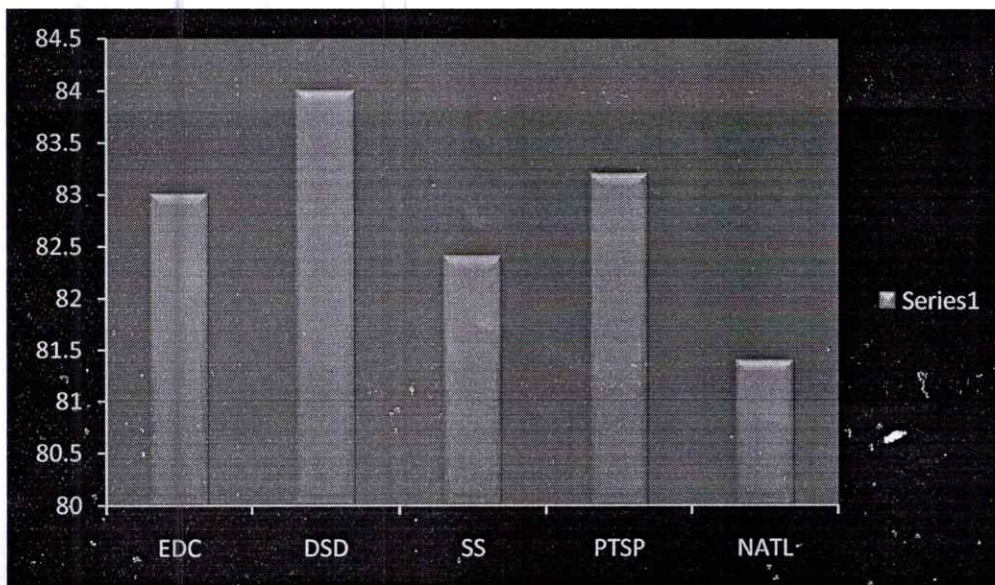
IV CSE


SUBJECT	C&NS	DM	CC	SPPM	PPE
AVERAGE	82.4	83.8	81.3	84	85.9



II ECE

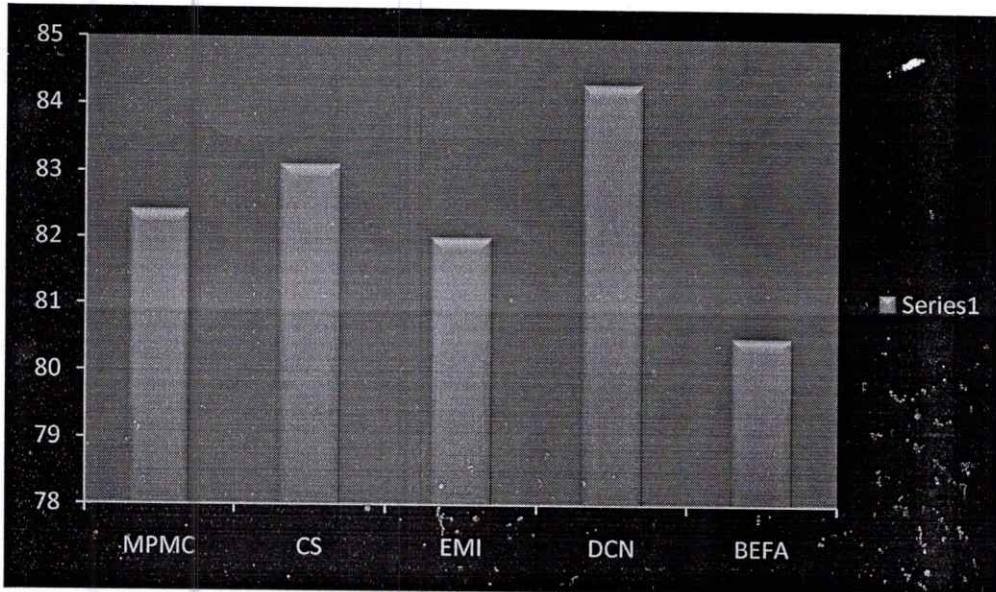
SUBJECT	EDC	DSD	SS	PTSP	NATL
AVERAGE	83	84	82.4	83.2	81.4




PRINCIPAL
SWARNA BHARATHI INSTITUTE
OF SCIENCE & TECHNOLOGY
KHAMMAM

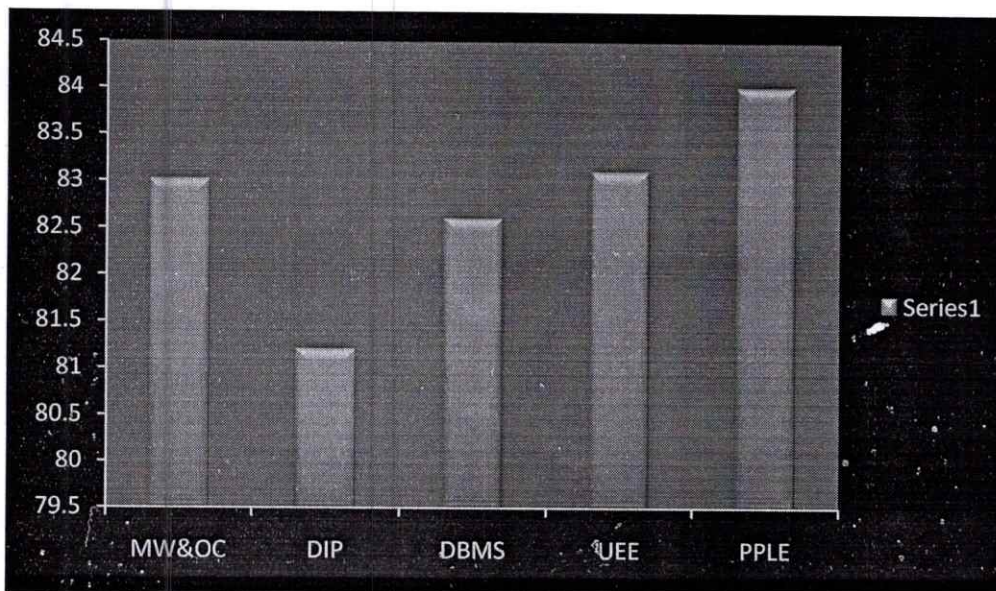
III ECE


SUBJECT	MPMC	CS	EMI	DCN	BEFA
AVERAGE	82.4	83.1	82	84.3	80.5



IV ECE

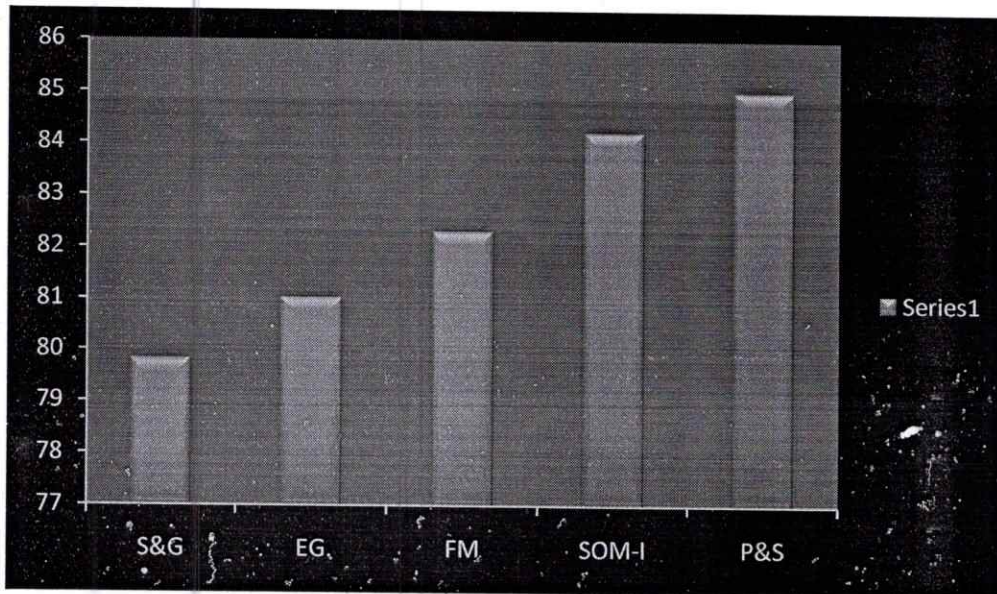
SUBJECT	MW&OC	DIP	DBMS	UEE	PPLE
AVERAGE	83	81.2	82.6	83.1	84




PRINCIPAL
SWARNA BHARATHI INST
OF SCIENCE & TECHNO
KHAMMAM

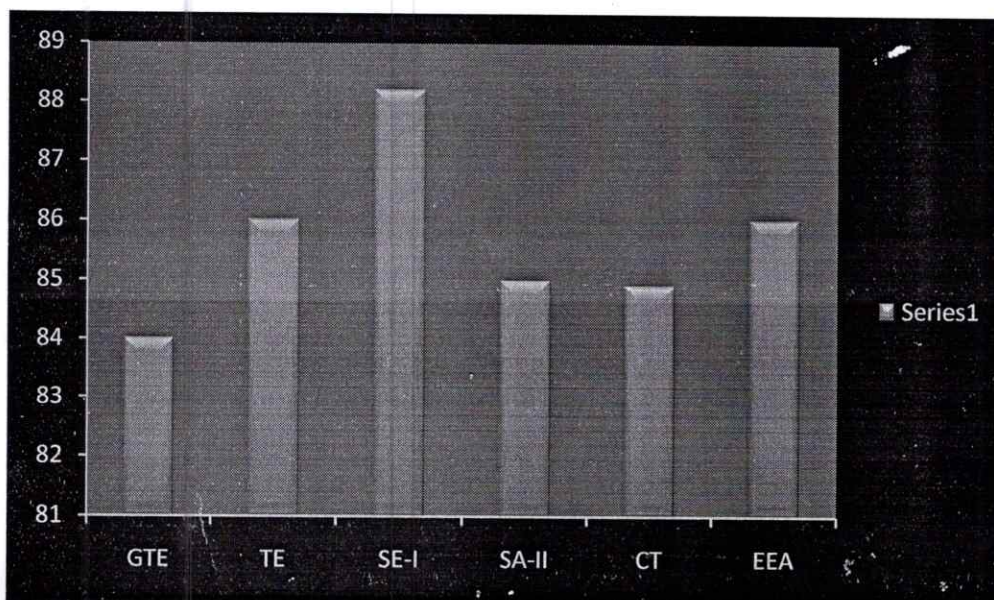
II CIVIL


SUBJECT	S&G	EG	FM	SOM-I	P&S
AVERAGE	79.8	81	82.3	84.2	85



III CIVIL

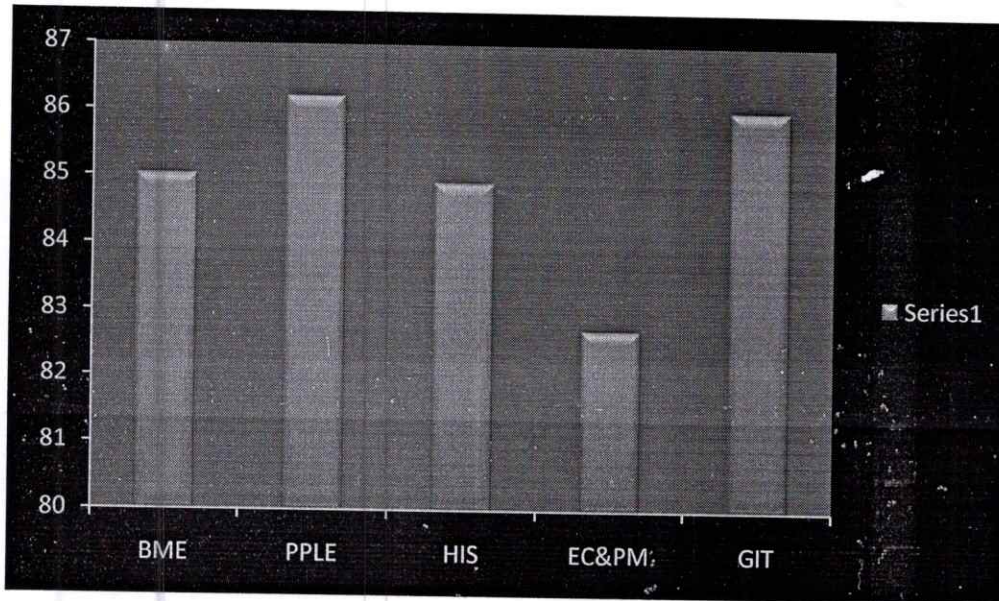
SUBJECT	GTE	TE	SE-I	SA-II	CT	EEA
AVERAGE	84	86	88.2	85	84.9	86




PRINCIPAL
RNA BHARATHI INSTITUTE
SCIENCE & TECHNOLOGY
KHAMMAM

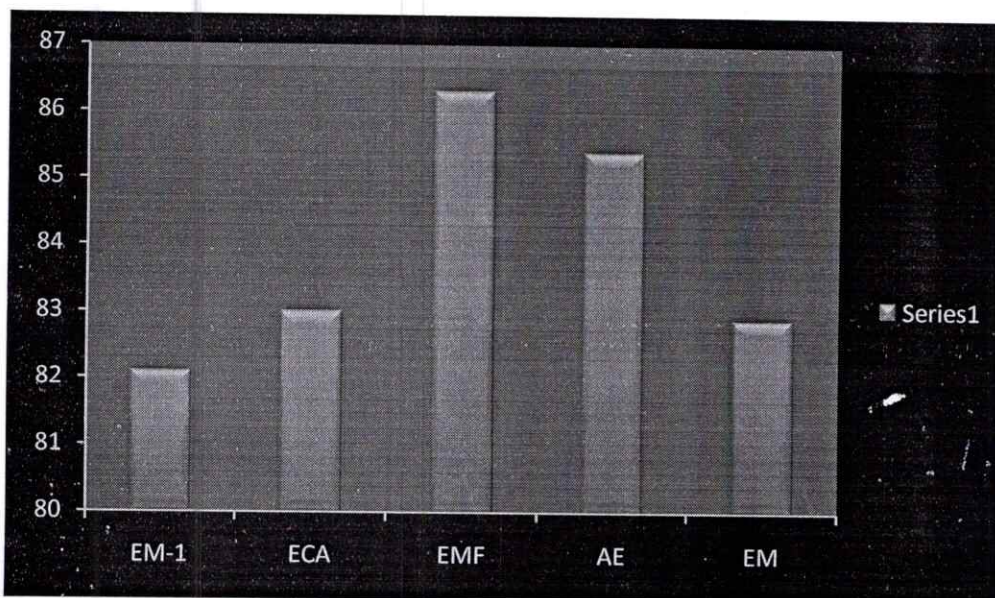
IV CIVIL

SUBJECT	BME	PPL	HIS	EC&PM	GIT
AVERAGE	85	86.2	84.9	82.7	86



II EEE

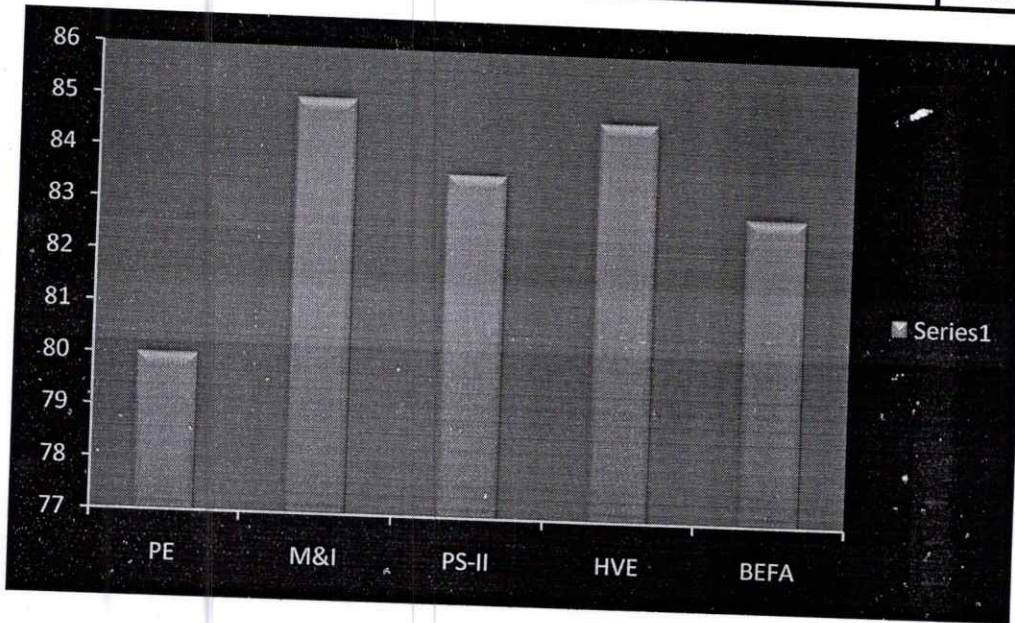
SUBJECT	EM-1	ECA	EMF	AE	EM
AVERAGE	82.1	83	86.3	85.4	82.9




PRINCIPAL
VARNA BHARATHI INSTITUTE
OF SCIENCE & TECHNOLOGY
KHAMMAM

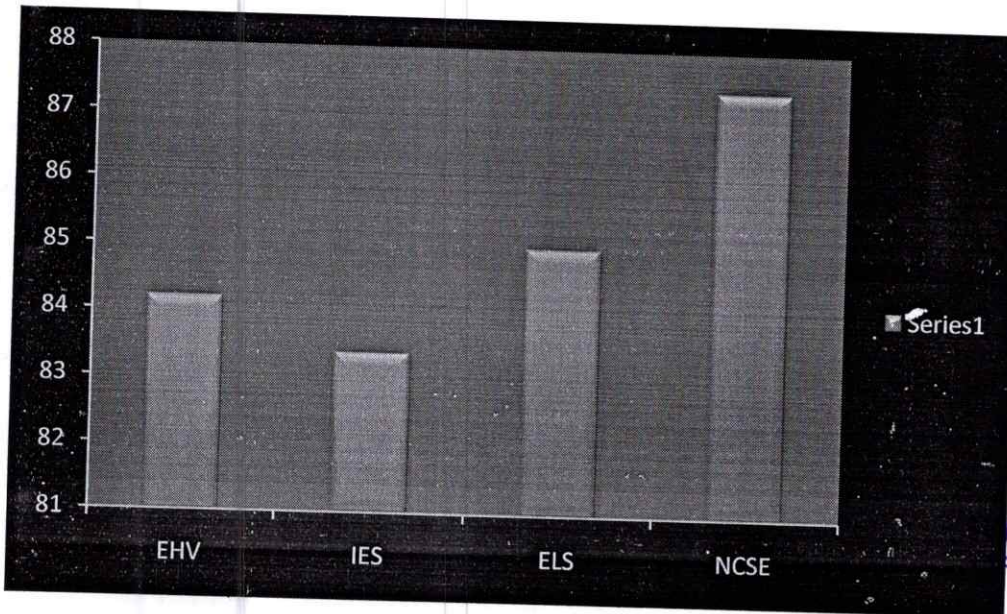
III EEE

SUBJECT	PE	M&I	PS-II	HVE	BEFA
AVERAGE	80	85	83.6	84.7	82.9



IV EEE

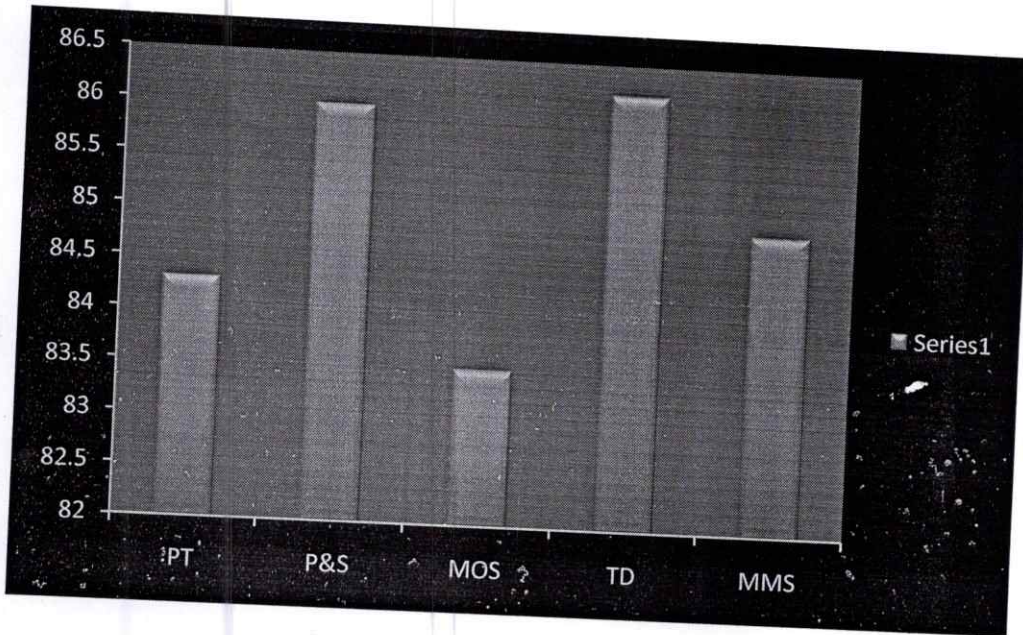
SUBJECT	EHV	IES	ELS	NCSE
AVERAGE	84.2	83.4	85	87.4



PRINCIPAL
VARNA BHARATHI INSTITUTE
OF SCIENCE & TECHNOLOGY
KHAMMAM

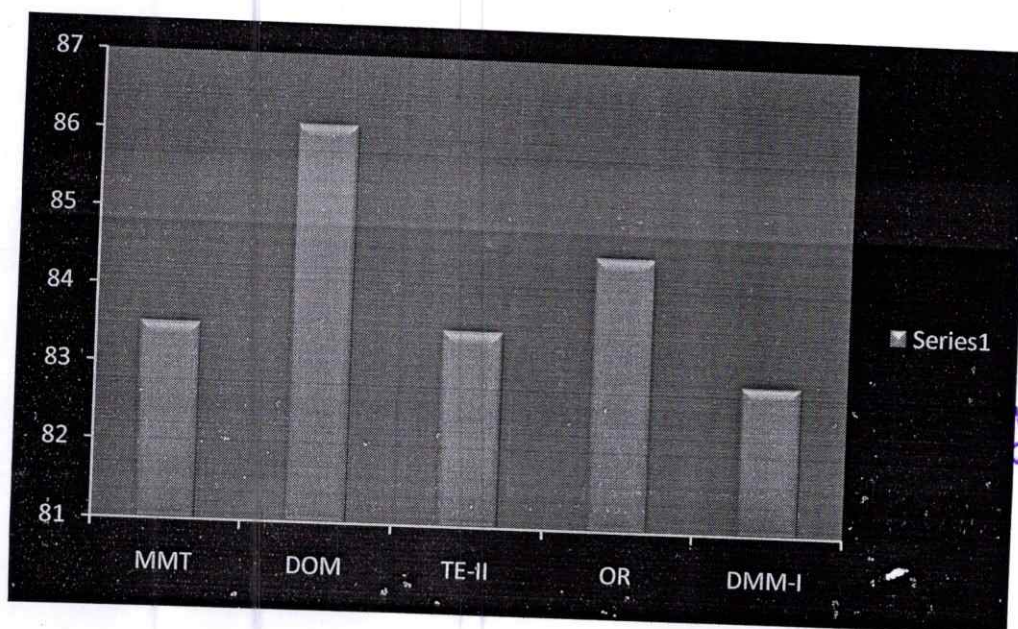
II MECH

SUBJECT	PT	P&S	MOS	TD	MMS
AVERAGE	84.3	86	83.5	86.2	84.9



III MECH

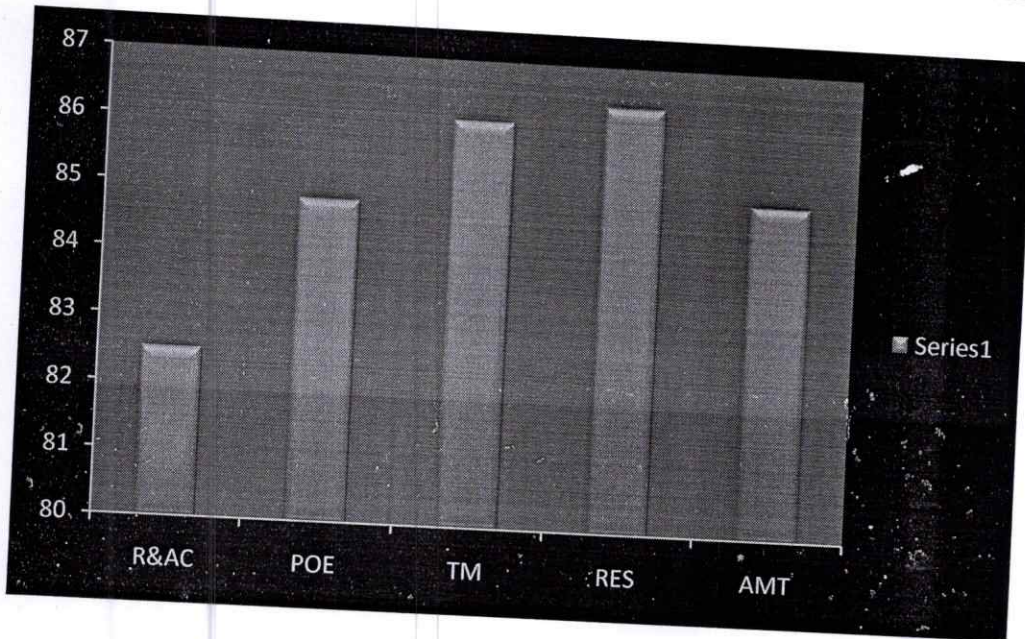
SUBJECT	MMT	DOM	TE-II	OR	DMM-I
AVERAGE	83.5	86.1	83.5	84.5	82.9




PRINCIPAL
WARNA BHARATHI INSTITUT
OF SCIENCE & TECHNOLOG
KHAMMAM

IV MECH

SUBJECT	R&AC	POE	TM	RES	AMT
AVERAGE	82.5	84.8	86.1	86.4	85



[Handwritten Signature]
PRINCIPAL
SWARNA BHARATHI INSTITUTE
OF SCIENCE & TECHNOLOGY
KHAMMAM